



Waterford Repair / Restoration Form

v.2010.1110

Rider Name: _____ Daytime Phone: _____
 Shop Name: _____ Fax: _____
 Ship to Business: _____ E-Mail: _____
 Street Address: _____ Return Authorization Number: _____
 City: _____ State/Prov: _____ Zip/Postal Code: _____ Country: _____
 Brand: _____ Model: _____ Size: _____ Approx Year: _____
 Serial Number: _____ Fork included: ___Yes ___No Headset Included: ___Yes ___No

Other Parts sent: _____

Please list any issues _____

Repairs to be performed _____

Repaint Instructions

Base Color _____

Decals _____

Special Effects _____

Name Personalization _____ Placement: _____

Pinstriping _____ Color: _____

Other Requests _____

Use the second page for more detailed styling requests.

Is this a Technical Restoration? ___No ___True to what you sent us. ___ True to original.

Note: A technical restoration is the service of maintaining the original styling of your frameset. Photographs of the frame and fork are taken to ensure duplicate masking, paint, and decal placement. Technical restorations are always subject to decal availability.

A non-technical restoration results in styling that is representative of a vintage. We use current technology paints and clear coat over decals on all restorations unless specifically agreed to otherwise.

Instructions

1. Complete the form above. Include the supplemental styling sheet if special finishes are desired.
2. Please remove all parts from the frame. Any components remaining on the frame will be removed at the factory for a fee. We will not reinstall components.
3. Please call our restoration department to receive a Return Authorization number prior to shipping your frame. Doing so guarantees timely service. Please write the RA # on the box next to the shipping label.
4. Please insure your shipment at a reasonable replacement value and obtain a tracking number.
5. After Waterford's receipt of the frame you will receive correspondence from our restoration department. We will solidify details and provide a quote that includes an invoice and work order. The invoice and work order must be signed, returned, and payment received before work begins.
6. Waterford is responsible only for delivering what is on the work order.
7. Occasionally we discover problems with a frame and fork only after we begin working on it. If we find a problem, Waterford will contact you to determine the best course of action. Waterford is not responsible for unforeseen or unreported damage. If the order is canceled, Waterford will charge for return shipping and work performed prior to the found damage.



Waterford Repair / Restoration Form

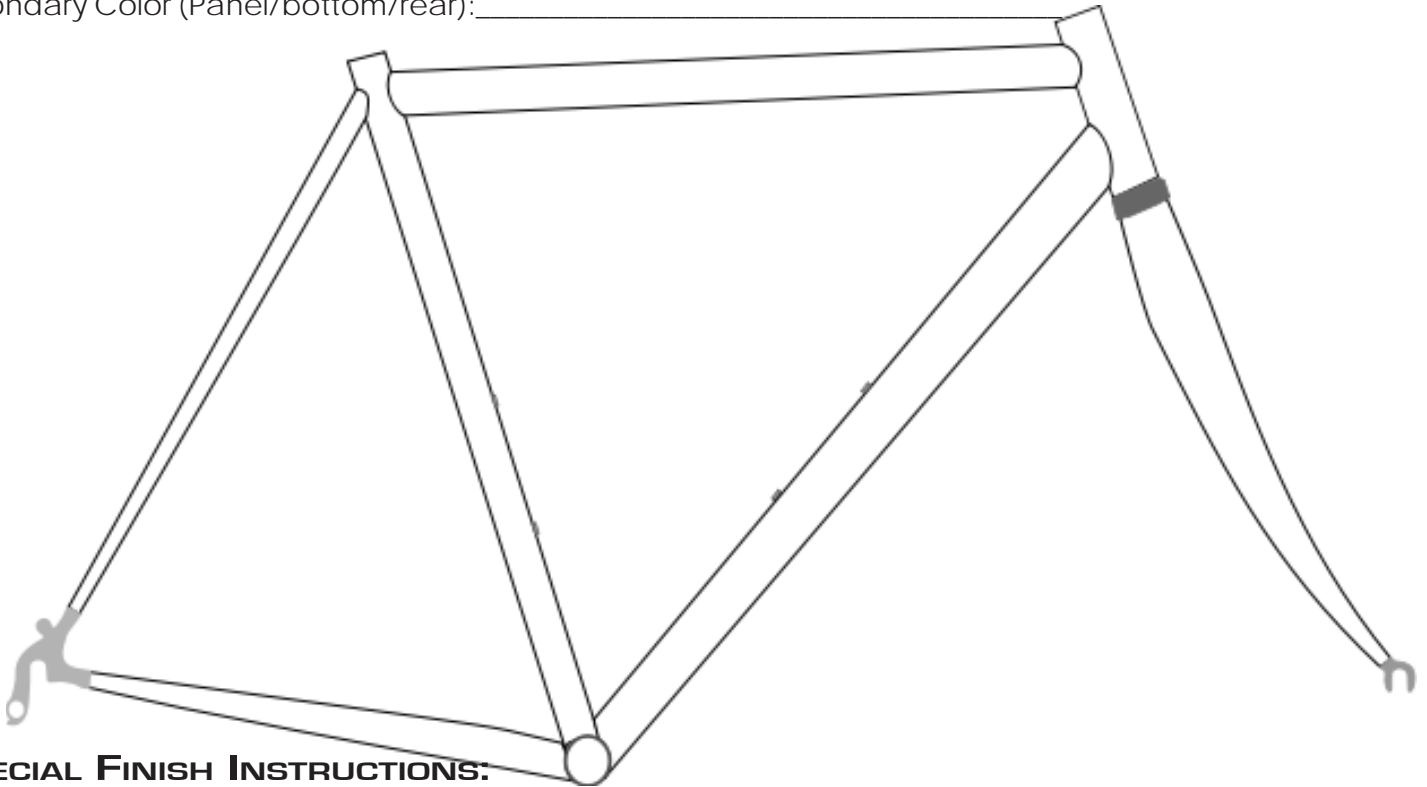
v.2010.0901

Supplemental Information Page

SPECIAL FINISH INSTRUCTIONS

Primary Color (Main/top/front): _____




Secondary Color (Panel/bottom/rear): _____



SPECIAL FINISH INSTRUCTIONS:

1. _____
2. _____
3. _____
4. _____

FADE STYLES* (Red=top/front)






Vertical Fade

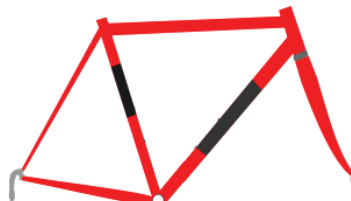
Diagonal Fade

Horizontal Fade


MASKING*



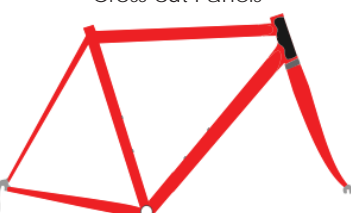
Chevron Panels



Cross-cut Panels



Two-Tone (front-to-back)



Painted Head Tube

COLORS

<p>Purple Pearl</p> 	<p>Sky Blue Met</p> 
<p>Garnet Met</p> 	<p>Blue Flame Met</p> 
<p>Intense Red</p> 	<p>Daytona Blue</p> 
<p>Royal Red Met</p> 	<p>Road House Blue</p> 
<p>Burnt Copper Met</p> 	<p>Gloss Black</p> 
<p>Sunshine Met</p> 	<p>Charcoal Silver</p> 
<p>Solo Yellow</p> 	<p>Sterling Silver</p> 
<p>Lime Sublime Met</p> 	<p>Vanilla Shake</p> 
<p>Chameleon Met</p> 	<p>Pearl White</p> 
	<p>White</p> 